

FULLY AUTOMATIC ESPRESSO COFFEE MACHINES















S60 CP10

1 Step Manual, 2 Step TurboSteam Cold Touch

S60 S10 TSCT D3GKBB9DT999A

Performance

Espresso Output (cups/h)	260
Coffee Output (cups/h)	180
Hot Water Output (Lt/h - 500cc quantities)	50
Liquid Heating - TurboSteam (Lt/h - 500cc quantities)	20
Liquid Heating - Steam Wand (Lt/h - 500cc quantities)	40

-  Recommended cups per day: up to 600
-  11" Display TFT with selection keys
-  Turbo Function
-  7" Touch Screen Display
-  Preheated metal carousel coffee group
-  PGS
-  Smart Boiler
-  AWS - Automatic Washing System
-  Turbo Steam Cold Touch
-  Wi-Fi Connectivity
-  Steam wand with temperature sensor
-  Bi-Directional Telemetry
-  Third Grinder-Doser
-  USB-Port



Features	S60 CP10 TURBOSTEAM COLD TOUCH
Drink selections	Up to 96
TFT Display + Selection keys	Up to 7 recipes can be selected per page
Hot water selection	2
Boilers and capacity (L)	1 x 4 + 1 x 1
Grinder-Dosers	3
Coffee hoppers and capacity (Kg)	2 x 2.6 (o 1 x 5.3) + 1 x 1.1
Coffee group diameter (mm)	1.7 o 2
Turbo Steam Cold Touch	1
Steam wand with temperature sensor	1

Technical Information	
Width x Depth x Height (in)	20.9 x 26.8 x 32.7
Weight (lbs)	209.4
Power at 208 - 240V~ 60Hz (W)	6600 - 7800

Accessories	
CSI/CCI Cable	CODE: 535959000

Kit	
Ground disposal kit	NR9JF999990A

