

FULLY AUTOMATIC ESPRESSO COFFEE MACHINES















S60 S10

TurboSteam Cold Touch

S60 S100 TSCT D3AKBB9DT999A \$ 36.500

Performance

Espresso Output (cups/h)	260
Coffee Output (cups/h)	180
Hot Water Output (Lt/h - 500cc quantities)	50
Liquid Heating - TurboSteam (Lt/h - 500cc quantities)	20
Liquid Heating - Steam Wand (Lt/h - 500cc quantities)	40

-  Recommended cups per day: up to 600
-  11" Display TFT with selection keys
-  Turbo Function
-  7" Touch Screen Display
-  Preheated metal carousel coffee group
-  PGS
-  Smart Boiler
-  AWS - Automatic Washing System
-  Turbo Steam Cold Touch
-  Wi-Fi Connectivity
-  Steam wand with temperature sensor
-  Bi-Directional Telemetry
-  Third Grinder-Doser
-  USB-Port



Features

	S60 S100 TURBOSTEAM COLD TOUCH
Drink selections	Up to 96
TFT Display + Selection keys	Up to 7 recipes can be selected per page
Hot water selection	2
Boilers and capacity (L)	1 x 4 + 1 x 1
Grinder-Dosers	3
Coffee hoppers and capacity (Kg)	2 x 1,2 (o 1 x 2,4) + 1 x 0,5
Coffee group diameter (mm)	42 o 50
Turbo Steam Cold Touch	1
Steam wand with temperature sensor	1

Technical Information

Width x Depth x Height (mm)	530 x 682 x 830
Weight (Kg)	95
Power at	208 - 240 V 60 HZ 6600 - 7800

Accessories

CSI/CCI Cable	CODE: 535959000
---------------	-----------------

Kit

Ground disposal kit	NR9JF999990A \$ 645.00
---------------------	------------------------

